

Lower body x-ray shield

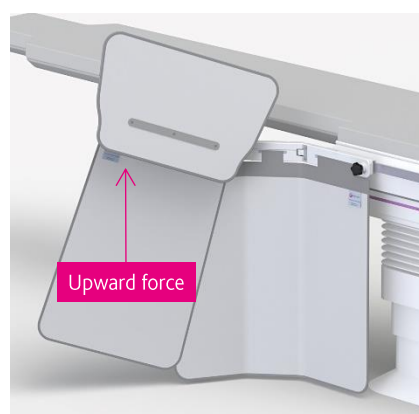
(with patented collision tolerant pivotal arm)

312/E-013 (for use on 25 mm or 29 mm tableside rails)

Table mounted shield

(compatible with two optional 27 cm wide detachable top shields)

This lower body shield substantially reduces exposure to scatter radiation emanating from the table or patient's body. The shield comprises a lightweight and durable structure, with enhanced friction maintaining middle link and pivotal arm supporting a flexible lead curtain. A unique patented mechanism enables the pivotal arm to move up when in collision with C-arm equipment. A 57 cm wide top shield can be quickly removed to ease patient transfer and access. Additional optional semi-flexible top shields can be added to provide greater protection to the upper body.

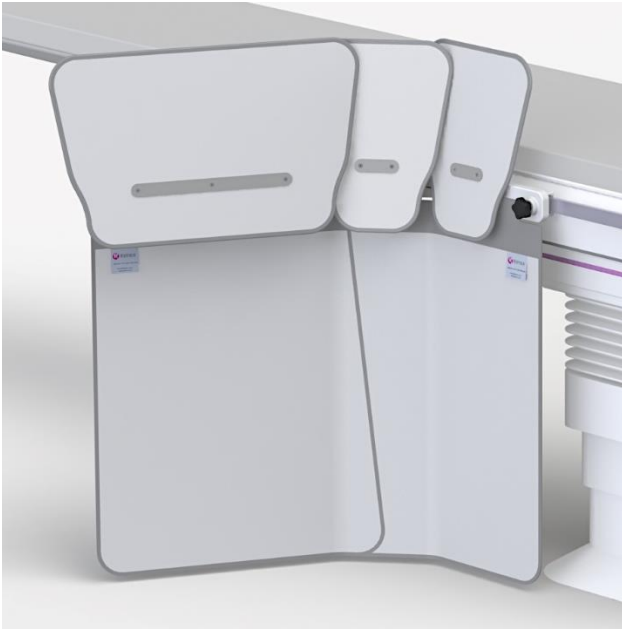


Features

- > The shield easily mounts to either side of the table allowing the pivotal arm to always face the head end.
- > The 57 cm wide lift - off top provides additional upper body protection.
- > A 29 cm wide attachment bracket slides onto a 25 mm high or 29 mm high tableside accessory rail (max. 11 mm thick).
- > The heavy duty middle link has an automatic wear adjustment facility ensuring accurate joint friction which prevents unwanted curtain movement even when the table is tilted in any direction.

Flexible x-ray protective curtain

- > The curtain forms a large (92 cm wide x 70 cm high) safe zone of occupancy for the Radiologist (or Cardiologist).
- > The curtain forms around an under table x-ray tube without impeding movement.
- > The curtain's inner 0.5 mm lead equivalent layer is bonded to its outer covering. As the protective layer is not suspended separately in a cover (bag), it cannot tear or fall away inside unnoticed.
- > The pivotal arm and middle link can swivel outwards from the table side to form a 46 cm or 63 cm wing, or inwards to conform to the shape of the table.



Optional top shields

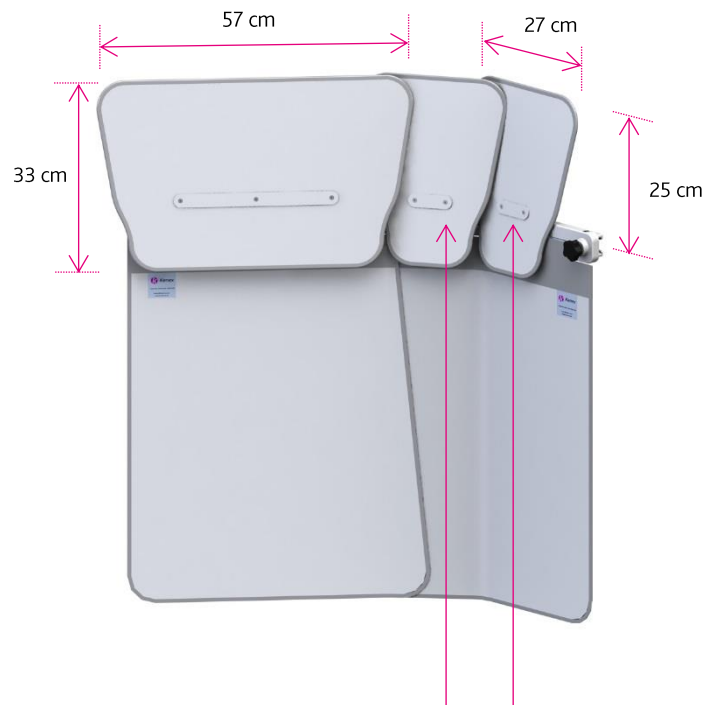
- > Two 27 cm wide tops (312/DS/3.30 - as shown) can be located onto the middle link and attachment bracket.
- > The tops shields overlap to provide additional protection to the upper body.
- > These semi-flexible tops stand above the table and can be moved towards the patient as required.
- > The x-ray attenuating material used in all tops has a lead equivalent of 0.5 mm.

Weights, dimensions & ordering information

Weights and dimensions are subject to manufacturing tolerance



312/E-013
Weight: 10.3 kg



Optional top shield(s)
312/DS/3.30
Weight: 0.9 kg