

Lower body x-ray shield


312/E-015 (complete with 10 mm thick integrated accessory rail)

312/E-015/8 (complete with 7.7 mm thick integrated accessory rail)

Table mounted shield with integrated accessory rail

(compatible with optional 57 cm & 27 cm wide detachable top shields)

This lower body shield substantially reduces exposure to scatter radiation emanating from the table or patient's body. The shield comprises a lightweight and durable structure, with enhanced friction maintaining middle link and pivotal arm supporting a flexible lead curtain. Optional semi-flexible top shields provide additional protection to the upper body.

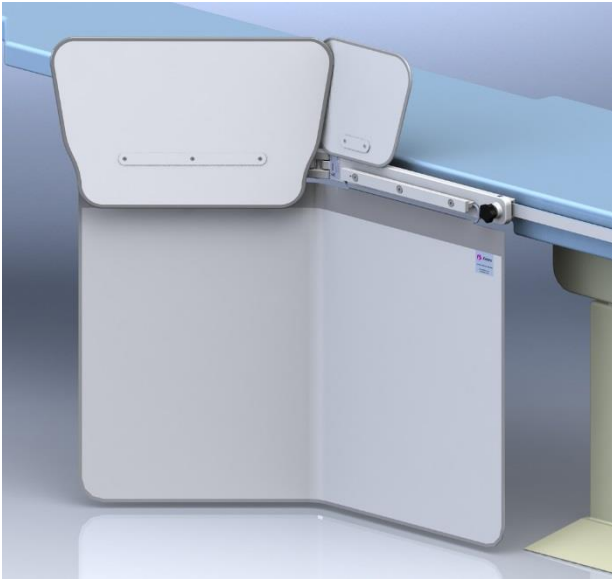


Features

- > The shield easily mounts to either side of the table allowing the pivotal arm to always face the head end.
- > A 51 cm wide attachment bracket slides onto a 25 mm high table side accessory rail (maximum 11 mm thick). The securing handle position allows the shield to overhang the rail end and be repositioned further along the table if required.
- > Equipment controls can be mounted on the large integrated rail and grouped with others close by on the adjacent table side rail.

Flexible x-ray protective curtain

- > The curtain forms a large (100 cm wide x 70 cm high) safe zone of occupancy for the Radiologist (or Cardiologist) and another person standing nearby.
- > The curtain forms around an under table x-ray tube without impeding movement.
- > The curtain's inner 0.5 mm lead equivalent layer is bonded to its outer covering. As the protective layer is not suspended separately in a cover (bag), it cannot tear or fall away inside unnoticed.
- > The pivotal arm and middle link can swivel outwards from the table side to form a 49 cm wing.



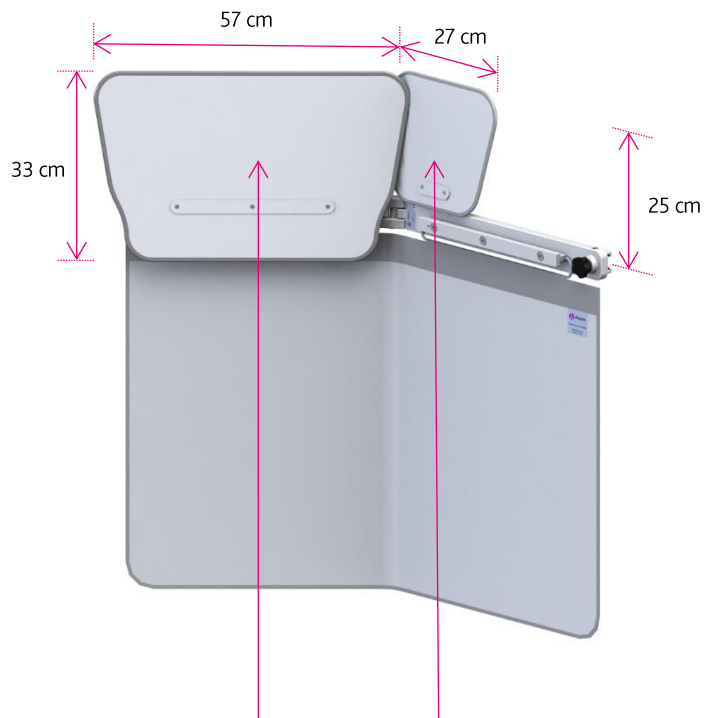
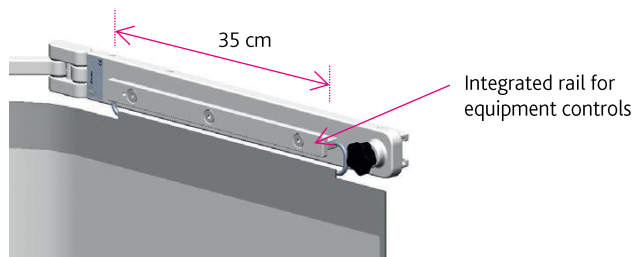
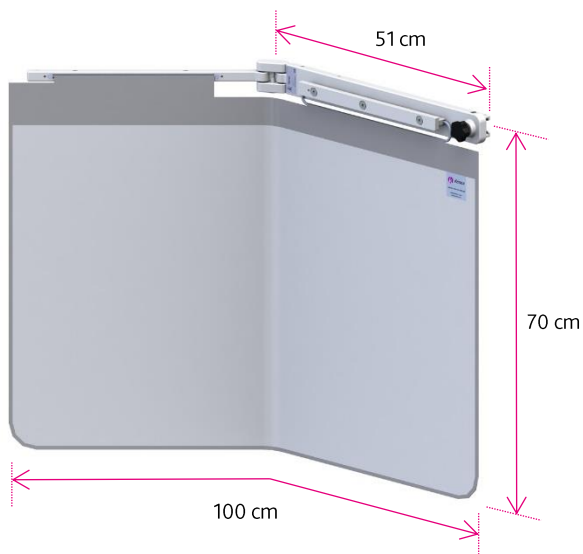
Optional top shields

- > Optional detachable tops (as shown) overlap to provide protection to the upper body.
- > A 57 cm wide top (312/DS/3.32) attaches to the pivotal arm. The accompanying 27cm wide top (312/DS/3.41) fits onto the attachment bracket.
- > The semi-flexible tops stand above the table and can be moved towards the patient as required.
- > Each can be quickly removed to aid patient access.
- > The x-ray attenuating material used in all tops has a lead equivalent of 0.5 mm.

Weights, dimensions & ordering information

Weights and dimensions are subject to manufacturing tolerance

Code: 312/E-015 & 015/8
Weight: 8.8 kg



Optional top shield
312/DS/3.32
Weight: 2.2 kg

Optional top shield
312/DS/3.41
Weight: 1 kg