


Lower body x-ray shield

312/E-016 (complete with 10 mm thick integrated accessory rail)

312/E-016/8 (complete with 7.7 mm thick integrated accessory rail)

Table mounted shield with integrated accessory rail & 57 cm wide detachable top shield (compatible with optional 27 cm wide detachable top shield)

This lower body shield substantially reduces exposure to scatter radiation emanating from the table or patient's body. The shield comprises a lightweight and durable structure, with enhanced friction maintaining middle link and pivotal arm supporting a flexible lead curtain. An optional semi-flexible top shield (27 cm wide – short) provides additional protection to the upper body.




Features

- > The shield easily mounts to either side of the table allowing the pivotal arm to always face the head end.
- > A 51 cm wide attachment bracket slides onto a 25 mm high table side accessory rail (maximum 11 mm thick). The securing handle position allows the shield to overhang the rail end and be repositioned further along the table if required.
- > Equipment controls can be mounted on the large integrated rail and grouped with others close by on the adjacent table side rail.
- > The semi-flexible 57 cm wide top can be quickly and easily removed as required to aid patient access.

Flexible x-ray protective curtain

- > The curtain forms a large (100 cm wide x 70 cm high) safe zone of occupancy for the Radiologist (or Cardiologist) and another person standing nearby.
- > The curtain forms around an under table x-ray tube without impeding movement.
- > The curtains inner 0.5mm lead equivalent layer is bonded to its outer covering. As the protective layer is not suspended separately in a cover (bag), it cannot tear or fall away inside unnoticed.
- > The pivotal arm and middle link can swivel outwards from the table side to form a 49 cm wing.




Optional top shield

- > An optional 27 cm wide detachable top (as shown) overlaps the 57 cm wide top to provide additional protection to the upper body.
- > The 57 cm wide top attaches to the pivotal arm. The accompanying optional 27 cm wide top (312/DS/3.41) fits onto the attachment bracket.
- > The semi-flexible tops stand above the table and can be moved towards the patient as required.
- > Each can be quickly removed to aid patient access.
- > The x-ray attenuating material used in all tops has a lead equivalent of 0.5 mm.

Weights, dimensions & ordering information

Weights and dimensions are subject to manufacturing tolerance

Code: 312/E-016 & 016/8
Weight: 11 kg



Optional top shield
312/DS/3.41
Weight: 1 kg

